
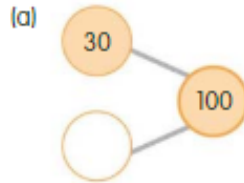


Number Parts to 100

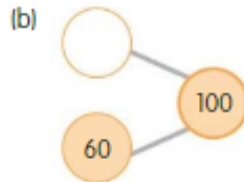
Worksheet 2 **Number pairs to 100**



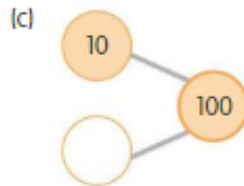
1. Complete the number pairs below. Then write down four number sentences for each number pair.



The four number sentences:



The four number sentences:



The four number sentences:



Press **Esc** to exit full screen

2. Add these numbers mentally.

(a) $40 + 18 + 60$

$40 + 18 + 60$

$40 + 18 + 60$
 $= \underline{\quad} + 18$
 $= \underline{\quad}$

(b) $50 + 80 + 60$

$50 + 80 + 60$

$50 + 80 + 60$
 $= 100 + \underline{\quad} + \underline{\quad}$
 $= \underline{\quad} + \underline{\quad}$
 $= \underline{\quad}$

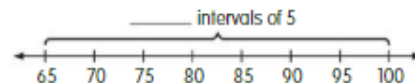
(c) $632 + 59$

59

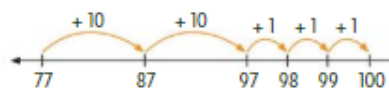
$632 + 59$
 $= \underbrace{632 + 60} - \underline{\quad}$
 $= \underline{\quad} - \underline{\quad}$
 $= \underline{\quad}$

3. Fill in the blanks. Use the number lines to help you.

(a) $65 + \underline{\quad} = 100$



(b) $77 + \underline{\quad} = 100$



4. Add these numbers mentally.

(a) $50 + 23 + 50 = \underline{\quad}$

(b) $40 + 90 + 80 = \underline{\quad}$

(c) $416 + 72 = \underline{\quad}$

(d) $331 + 49 = \underline{\quad}$

(e) $274 + 503 = \underline{\quad}$

(f) $564 + 298 = \underline{\quad}$

(g) $25 + \underline{\quad} = 100$

(h) $61 + \underline{\quad} = 100$